



Save Your Company Money and Your IT Team Headaches: Integrate Cloud Faxing with Your Multifunction Printers

Table of Contents

Introduction.....	2
Business Faxing is Here to Stay.....	3
How a Cloud Fax Model Can Improve Your Operational Efficiency and Reduce Your Business's Fax Footprint	4
5 Immediate and Significant Benefits of Integrating Your MFPs with Cloud Fax	5
How MFP Integration Works with Your Cloud Fax Service	6
Several Options: Flexible Scenarios for Configuring Cloud Fax with MFP Integration	8
Your Fax Infrastructure Without Cloud Faxing or MFP Integration	12
Your Fax Infrastructure With Cloud Faxing and the MFP Fax Direct Feature	13
Conclusion: By Integrating eFax Corporate with Your MFPs, You Can Save Money, Streamline Your Fax Processes, and Increase Document Security	14
About eFax Corporate.....	15

Introduction

When you outsource your business's fax infrastructure to the cloud, you can cut costs, make your staff more efficient — and get your Technology Support Staff out of the fax-troubleshooting business

No matter how you write it up, a pro-versus-con sheet for migrating your business's fax infrastructure to the cloud will look extremely lopsided in favor of the "pro" column. Your IT team can remove the hassles of maintaining and troubleshooting aging fax hardware. Your business can eliminate the high costs of keeping your fax servers operational, such as gateway software, telco-interface cards and dedicated fax lines. Your staff will also gain efficiency from being able to fax anywhere, by email or through a simple web interface. And by moving from legacy hardware to a cloud fax model, **you can increase the security and compliance of your company's sensitive data.**

But your list might still have one item on the "con" side of the sheet: If we eliminate our onsite fax hardware, and move our operations to a fax-by-email model, can we still easily send a paper fax if we need to? The good news: You can actually move this to the "pro" column as well — because, yes, the right cloud fax solution will give your staff the flexibility to fax online and to fax a hardcopy when necessary. The even better news: You can do this by leveraging the multifunction printers (MFPs) your company has already invested in — because the right cloud fax service will integrate with your MFPs, and let your employees send paper faxes over the Internet directly from the MFP glass.




Can you believe...

One corporation saved **\$14,000 per month** by migrating to cloud faxing with eFax Corporate® and integrating their 350 multifunction printers into the cloud fax environment. They were able to eliminate the analog fax lines (\$40/month each) running to their MFPs for faxing. The cloud fax service still allows paper faxing from the MFP glass — but now it can be transmitted using highly secure TLS encryption.

Business Faxing is Here to Stay

Before our discussion of integrating cloud fax with your MFPs, it is worth first spending a moment to underscore why your company should plan to maintain some form of business fax capability for the foreseeable future. Although experts have been predicting the demise of fax for decades, the transmission protocol persists even today, well into the era of email and the cloud. Which means there is a high likelihood that at least some of your vendors, customers and partners will continue demanding to communicate with your business via fax.

Here are some interesting data points from a CIO Insight feature that ran a couple of years ago, “The Office Fax Machine is Alive and Well”¹:



85% of office workers still fax at work

25% said they continue using fax because regulations require they do so

72% said they still use traditional, paper faxes

33% said they continue using fax because businesses they work with demand it

Also, as reported in the Chicago Tribune story “Faxes Aren’t Fading to Black,” research firm Davidson Consulting points out that even well into the second decade of the twenty-first century, fax is experiencing a 15% annual growth rate.²

Why do businesses continue to use fax — even paper-based fax — in the digital era? There are many reasons: faxing is familiar; most companies have fax infrastructure in place; if handled correctly, faxing offers detailed audit trails. Then there’s simple inertia — businesses do it because that’s how they’ve always done it.

All of which underscores the point that, for the foreseeable future, your business will likely need to continue supporting some type of fax infrastructure.



Why Your Team Might Need to Fax:

Business Needs

E.g., your fax recipient demands a “wet ink” signature

Document Tracking

You need a clear and complete audit trail for every transmission

Security Needs

Your doc needs the protection only a secure fax provides

Compliance Requirements

A fax is better aligned with your industry’s data privacy regulations

Market Demands

Your partners, vendors and customers demand working via fax

How a Cloud Fax Model Can Improve Your Operational Efficiency and Reduce Your Business's Fax Footprint

Having just made a case for maintaining robust fax capability across your organization, it is important to point out that this does not mean you'll need to continue to invest in your old, analog-driven fax infrastructure. Quite the opposite.

Upgrading from a legacy fax environment to a cloud fax model can yield significant benefits immediately — both for the IT team that has been dealing with the hassles of the aging fax hardware, and for the company in general, which will experience cost savings, enhanced document security and a more efficient fax process.



Here are some of the ways that cloud faxing can streamline and improve your faxing:

1. Because cloud faxing is **fully hosted offsite**, a business will need only an email address and an Internet connection to maintain a sophisticated fax capability — which includes the ability to receive, review, edit, and send a fax from any Internet-connected device.
2. The right cloud fax service can also **integrate easily into an organization's productivity applications** (such as Microsoft® Word®) and allow employees to fax documents electronically from within these apps. It can also integrate into an organization's workflow solutions such as SAP® or, for healthcare providers, directly into the electronic healthcare records (EHR) systems, via APIs.
3. When you migrate to a cloud fax service, **you can retire your onsite fax hardware** — including your network of desktop fax machines, your in-house fax servers and all of the related hardware and software required to run this entire aging fax infrastructure.
4. Leveraging your MFPs for paper faxing within your cloud fax environment can also **save your company money** — by eliminating the cost of fax telephone lines running to each MFP to enable faxing when needed. With MFP integration into your cloud fax infrastructure, you can still enable paper faxing from MFPs — but do so by email, rather than by costly telco lines. By removing the analog fax lines to each of its 350 MFPs, one large corporation estimated that they can immediately **save \$14,000 per month** — while still maintaining full fax capability from its MFPs.
5. Because the service operates in the cloud, your business can quickly and easily increase (or decrease) fax capacity anytime. In other words, **cloud faxing is essentially a pay-as-you-go model**, where you can scale up or down to meet your business's demands as often as you need.
6. A cloud fax service **can also enhance the security and regulatory compliance of your current fax processes**. This is because the best-in-class cloud fax providers protect faxes using the most sophisticated methodologies — including Transport Layer Security (TLS) encryption for faxes in transit over the Internet; with Advanced Encryption Standard (AES) 256-bit encryption of stored documents.
7. Finally — and most relevant to our discussion here — the right cloud fax solution will **give your business the flexibility to maintain secure paper-faxing capability** when you need it. You can do this by integrating your existing multifunction printers (MFPs) into your cloud fax service, which will **enable your staff to send a paper fax right from the MFP's glass when they need to**.

5 Immediate and Significant Benefits of Integrating Your MFPs with Cloud Fax

Migrating any entrenched technology or system within an organization can often seem risky — even if the existing system is clearly outdated and counterproductive. The risks remain: possible downtime during the transition period, difficulty moving your staff to the new systems, and possibly even unforeseen compatibility issues that render the new solution inefficient or unworkable.

But the transition from your in-house fax architecture to a hosted, cloud fax service integrated with your MFPs will be so simple, so seamless, and so easy for your staff to grasp, you won't face any of those issues. Moreover, the list below demonstrates how significant the benefits will be to your company when you make this quick and convenient upgrade:



1. Added Convenience

Without introducing any new hardware or software, you can give your employees another convenient mechanism for faxing — particularly convenient in those instances when an employee needs to send a paper fax.

2. Improved Workflow

You will be placing full-featured fax capability right at the MFP control panel. Your employees will be able to use any networked MFP to add a stored cover sheet (for example, with unique client matter), to call up distribution lists for faxes going to multiple recipients, and to send faxes to frequent recipients with the touch of a button, using pre-programmed “hot buttons.”*

3. Reduced IT Footprint

You will significantly reduce your business's ongoing fax headaches — whether they are currently managing a distributed network of legacy fax machines or in-house servers. With a cloud fax solution, and your MFPs integrated into it, you can hand off responsibility for hardware and software upgrades and maintenance to an expert third party — and training your new employees on the system will take minutes. Cloud faxing is, after all, as easy as using email.

4. Enhanced Usage Tracking

Your cloud fax solution will automatically create a complete audit trail of every fax transmission your team sends and receives — including all documents faxed through your networked MFPs — and all of this data will be easily accessible anytime through your company's secure cloud fax portal online.

5. Improved Security

By deploying the right cloud fax solution (and integrating your MFPs), you will significantly enhance the security and compliance of your faxes — with strong encryption protocols and better physical security. That is because the right cloud fax partner can ensure your faxes are protected at all times with the most sophisticated security and encryption protocols.

* Requires MFPs with support for Integrated Internet Fax Services and use of SMTP codes provided by eFax Corporate®.

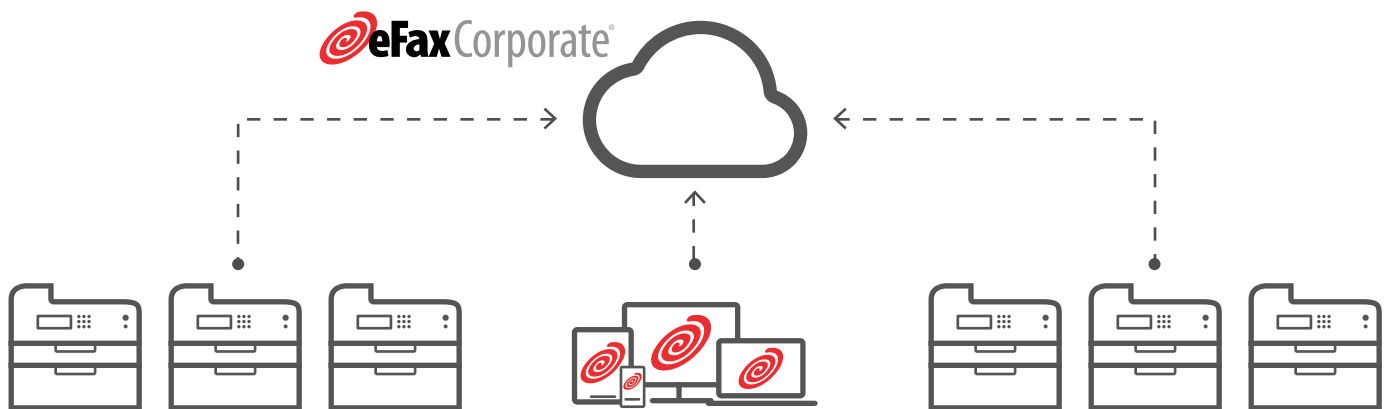
How MFP Integration Works with Your Cloud Fax Service

When you deploy a cloud fax solution companywide, you receive as many virtual fax numbers as you need — you might opt for one fax number shared among each team or department, or you might choose to give each employee their own fax number.

Although they are formatted as real fax numbers (with local or toll-free area codes), these virtual fax numbers actually work with your corporate email addresses — inbound faxes can be delivered to your employees' inboxes, and your staff can send faxes as email, attaching the documents they want to fax, from any Internet-connected device.



How then, does MFP integration work?

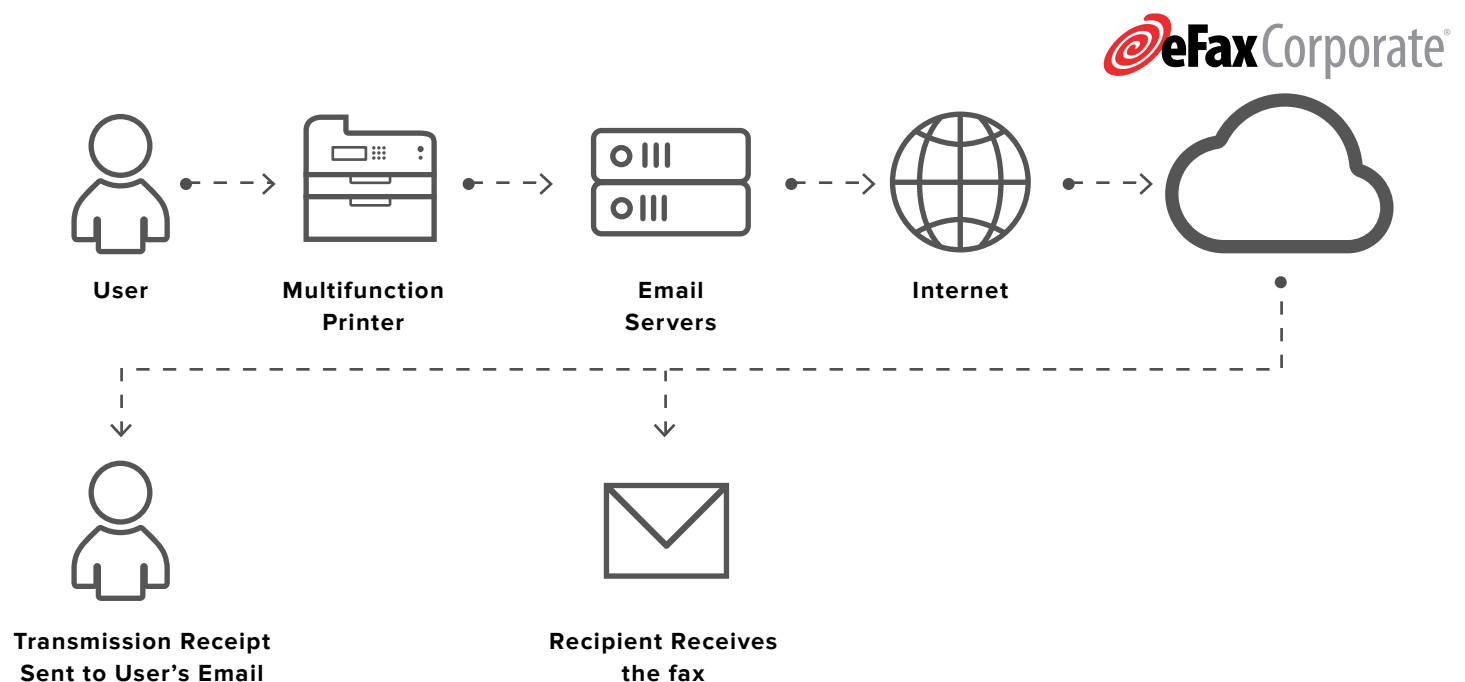


When you deploy the eFax Corporate cloud fax service across your organization, your employees will be able to receive, edit, sign, send and store all faxes digitally — by email or through a web interface. And when you add eFax Corporate's MFP Fax Direct Feature, you receive the best of both worlds: You enable your staff to fax from the MFP glass without the need for individual logins (for lower overhead), but you still realize the benefits of enhanced security, confirmation receipts and complete audit trails.

As long as the MFP is connected to your organization's network and supports Integrated Internet Fax Services, your employees can use it to fax by email, as they would do with any Internet-connected device — desktop, laptop, tablet, smart phone. The only difference in this case would be that the document your employee was sending would be a hard copy.

How Your Employee Can Send a Paper Fax from an MFP Integrated with a Cloud Fax Service: A Simple, 3-Step Process.

1. From the MFP panel, your employee logs into the MFP (only if required using Active Directory/LDAP), and places the paper document on the MFP to be faxed.
2. Your employee then scans the hardcopy document into the MFP, and opens a new email message and attaches the scanned file to that message.
3. Finally, your employee enters the recipient's fax number in the "To" field using the cloud fax service's unique email format (either [FaxNumber]@efaxsend.com or a similar format using the eFax Secure service) — and sends the email.



The above scenario represents one of several options for sending a cloud-based fax directly over the Internet using your standard office MFP. With a versatile and flexible enterprise service such as the one from eFax Corporate, you will have several MFP integration options available, which you can choose based on your company's existing network architecture and faxing needs.

In addition to saving money on fax infrastructure, outsourcing your business's fax-related hassles to a trusted expert and improving your overall fax processes, integrating your MFPs with a cloud fax service also lets you include pre-programmed "hot buttons" on the MFP — which will further streamline faxing for your employees.*

By hitting a "hot button" key on the MFP panel, for example, your employees can quickly select a frequently used recipient's fax number, or even add SMTP shortcut codes to add custom cover sheets, or direct a fax's confirmation receipt to be delivered to a specific email address. A great time saver and employee workflow optimization shortcut.

We will discuss these four MFP-integration options in detail below.

* Requires MFPs with support for Integrated Internet Fax Services and use of SMTP codes provided by eFax Corporate®.

Several Options: Flexible Scenarios for Configuring Cloud Fax with MFP Integration

There is no one-size-fits-all ideal solution for deploying cloud fax capability integrated with a company's MFPs. You will need to strike the right balance for your business, weighing such factors as your staff's fax volume and frequency, the level of security your faxes require in transit and in storage, any regulatory compliance issues governing your company's transmission of sensitive material, and of course your budget.

The good news is that with the right cloud fax provider, such as industry leader eFax Corporate, you can choose from a wide range of cloud faxing and MFP integration options — designed for businesses from the smallest, one-person operations to the largest and most heavily regulated enterprises.

Here is a description of our four standard MFP integration options.



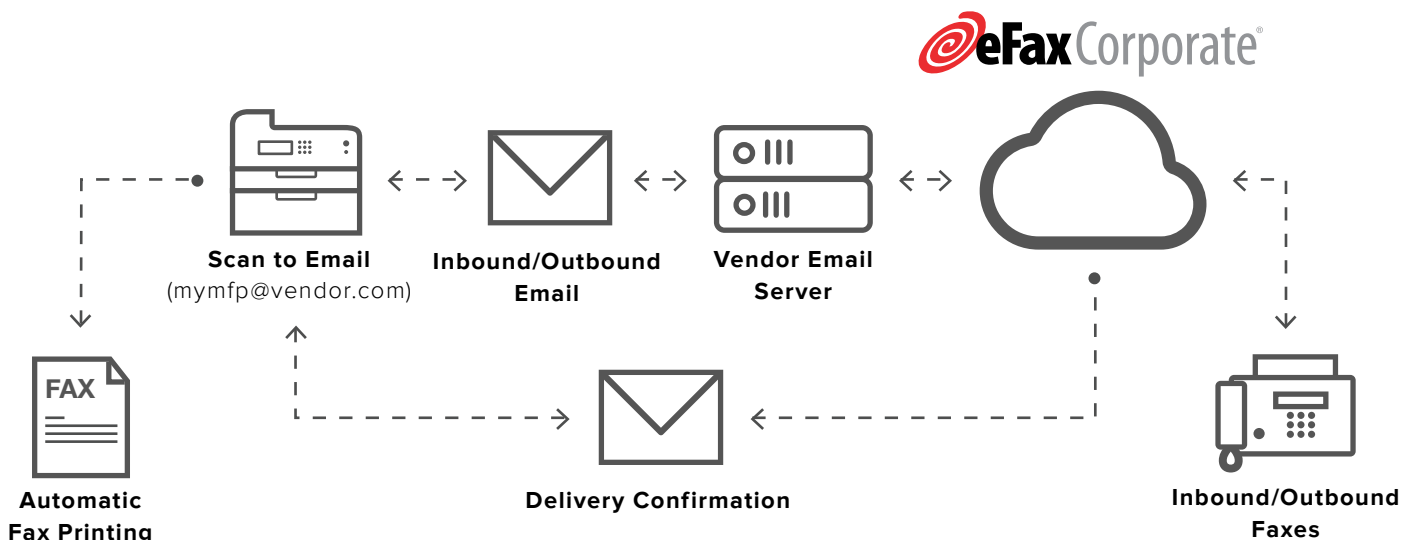
Option 1: Small Business MFP or Desktop MFP Configuration

This setup is ideal for a small real estate office or legal practice, or even a home office, with a standard consumer-grade MFP. All your office would need here would be to set up your eFax Corporate cloud fax account and tie your MFP to your network, so you can send faxes via email from the MFP directly.

For this configuration, you will simply add your MFP's assigned email address as both the send and receive address on one of your eFax user accounts.

This configuration is the easiest to set up and requires almost no ongoing management. But it is also the least flexible and robust. For example, this setup will require you to use only your MFP's manufacturer-assigned email address, which means you will lose reporting capability to track fax usage across users. It will also limit your security options — in many cases, for example, TLS encryption will not be supported.

Add MFP email address to an eFax® account



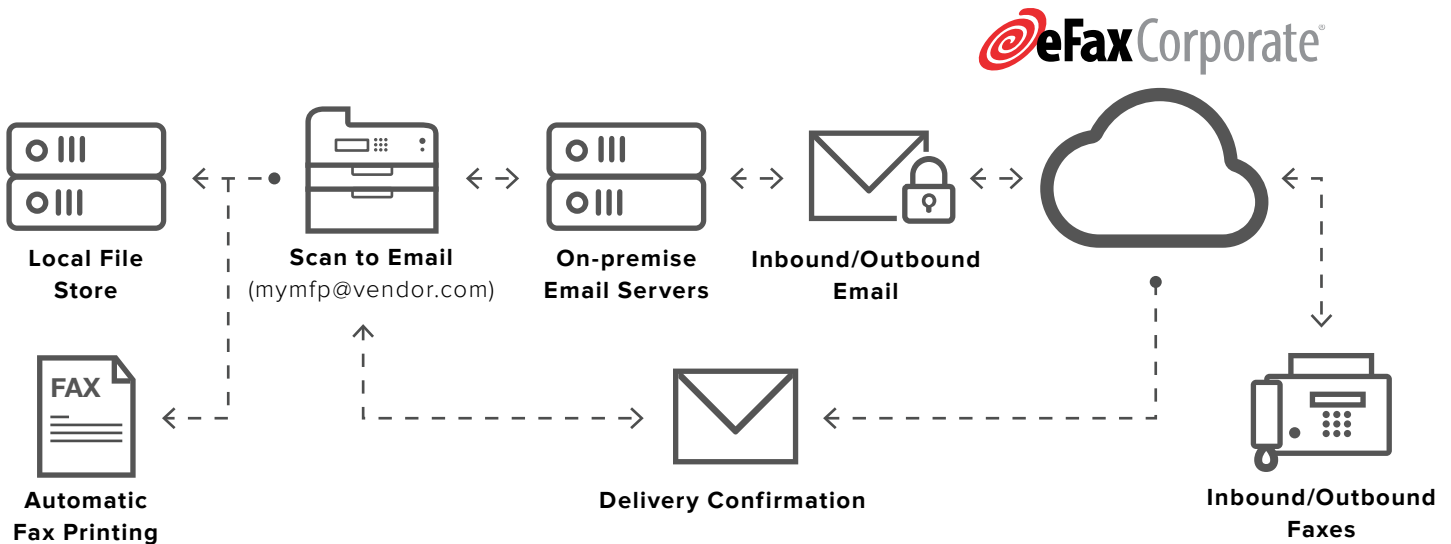
Option 2: The Basic Enterprise Configuration

This configuration is simple to setup and easy to maintain, and allows any employee in the office to send a fax without having to have an individual eFax account – making it a great option that will meet your small or medium business faxing needs.

For this option, simply create an eFax® user account for the MFP using its email address for sending and receiving faxes. When an employee needs to send a paper fax, they use the scan-to-email function on the MFP and address the outgoing fax using: faxnumber@efaxsend.com.

Inbound faxes and confirmation receipts are emailed to the printer for automatic printing, or they can be configured to be copied to shared directories. You may also elect to enable custom cover pages for each MFP with an eFax Corporate account.

Create an eFax® user account for each MFP



Snapshot: MFP Integration Options

Small Business and Desktop MFP Integration

Employees can fax from the MFP, simply using the MFP’s manufacturer-issued email address.

Basic Enterprise MFP Integration

All employees can fax from the MFP, without individual cloud fax accounts (and can use either MFP-issued email or external address).

Enterprise MFP Integration with AD or LDAP

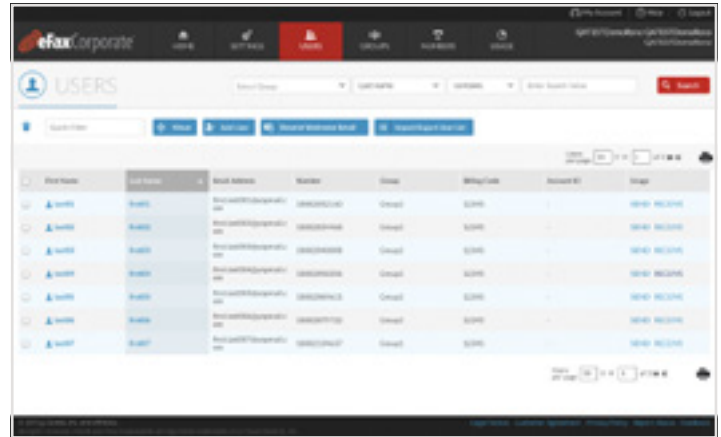
Employees use their individual cloud fax accounts to fax from the MFP — which allows for more robust tracking, reporting and audit trails.

Enterprise MFP Integration with eFax Corporate®

The best of both worlds. Employees can fax from any networked MFP without a personal eFax account, but you have full individual reporting capability, enhanced security and complete audit trails.

Option 3: The Enterprise MFP Configuration with Active Directory or LDAP

In this option, your employees scan paper documents on any networked MFP — and then use the MFP’s control panel to send faxes by email directly through the cloud using their personal eFax Corporate account. This option allows for granular reporting, a clear audit trail and tighter physical security, because login to the MFP is required. Perhaps the greatest benefit to an enterprise is the ease of administration, since you can tie into your existing Active Directory or LDAP services into each unique eFax Corporate® account, for each assigned fax user in your entire company. All of this is easily managed and setup through the eFax Corporate® Admin Console.

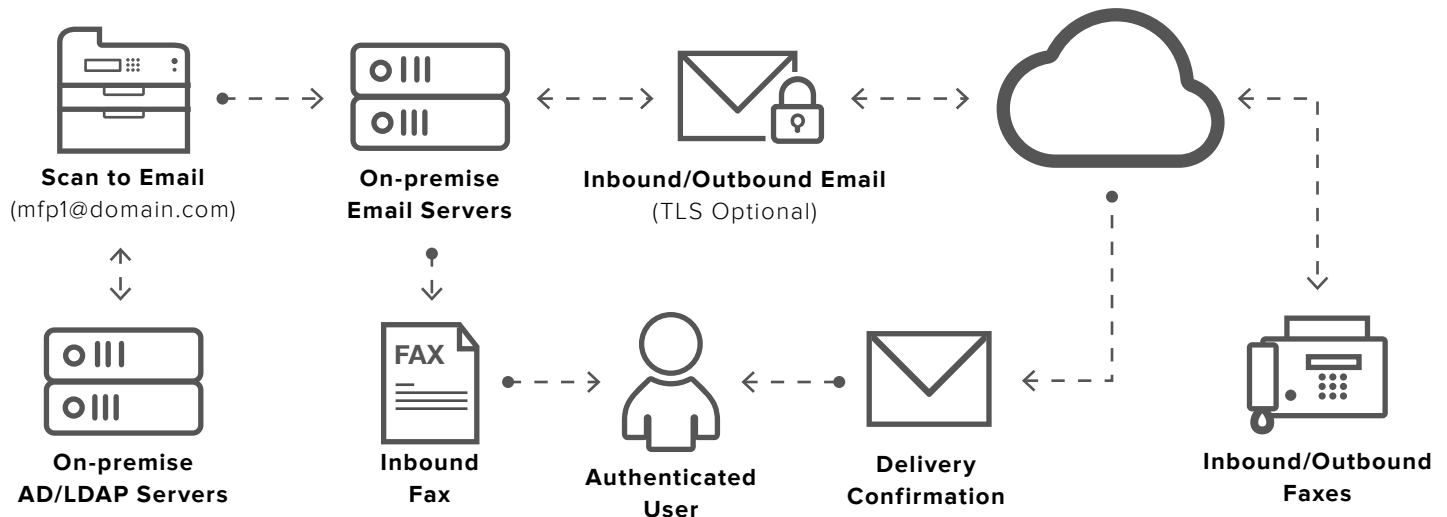


To set up the integration, you’ll need to create an eFax user account for every person in the office who’ll be using fax services, and tie each user to your Active Directory or LDAP for user authentication.

When sending a fax, users log in to the MFP and use the scan-to-email function, and then address the outgoing email using: [FaxNumber]@efaxsend.com. In this scenario, faxes appear to come from the sender, not from the printer — a much more personalized and direct workflow. The sender receives a delivery confirmation directly to their work email – convenient and efficient!

Additionally, this configuration allows you to input SMTP codes for easier fax creation and sending. For example, your employee can enter the code “CN” to bring up a custom cover page (e.g, “District Appeals Court #9”). They can also enter “RA” to specify a local portion of an email address where the confirmation receipt should sent (“ra=john” :admin to trigger return-address confirmation receipt).

Create an eFax® user account for each employee



Option 4: The Enterprise MFP Integration with the eFax Corporate® MFP Fax Direct Feature

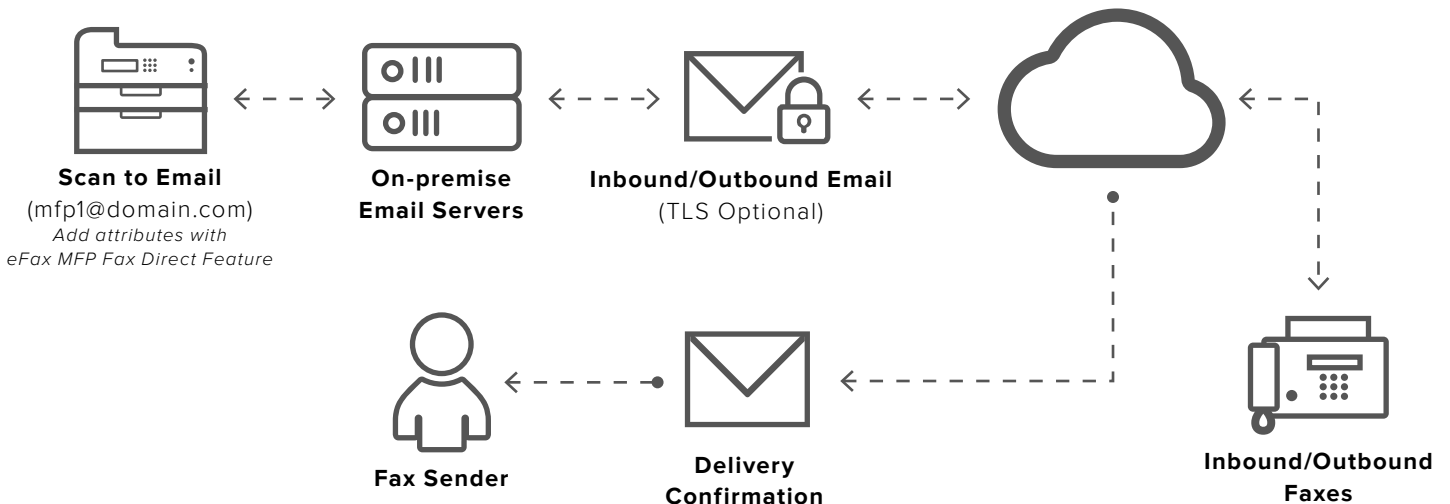
This final scenario fully leverages the eFax Corporate MFP Fax Direct Feature to enable any employee in your company to fax through the eFax network using any networked MFP in your office – without having to have their own personal eFax account. It also allows for the greatest flexibility and simplicity of integration, yet still delivers the benefits of granular reporting and clear audit trails without the overhead of setting up an eFax account for each employee and Active Directory integration.

To set this up, create an eFax account for each MFP in the organization, making sure to use the device’s email address. To send a fax, each employee uses the scan-to-email function, but instead of using [FaxNumber]@efaxsend.com as usual, they can specify SMTP parameters in the recipient’s address. These parameters allow users to specify their own email address for the delivery confirmation, select custom cover pages, or even supply a client matter or departmental billing code.

The benefit here is that your organization need not have an eFax account for each user, and anyone who needs to send a paper fax may still do so from your MFPs. So, it’s a great alternative to the Enterprise Integration #3 above with Active Directory/LDAP, since many businesses opt not to enforce logins in order to use an MFP. Yet you still get the option to use the great features – like cover pages and confirmation receipts, without the administrative setup of each user in your organization.

Here’s an added bonus: If your organization does a high volume of outbound faxing to many of the same numbers, you may also use your MFP’s Internet fax services (called iFax Services on some MFP models) to pre-program “hot buttons” on the control panel, which makes faxing right from the MFP even easier. These hot buttons are ideal for your employees who send faxes regularly – such as payroll, accounts payable, or customer service.

Create an eFax® user account for each MFP



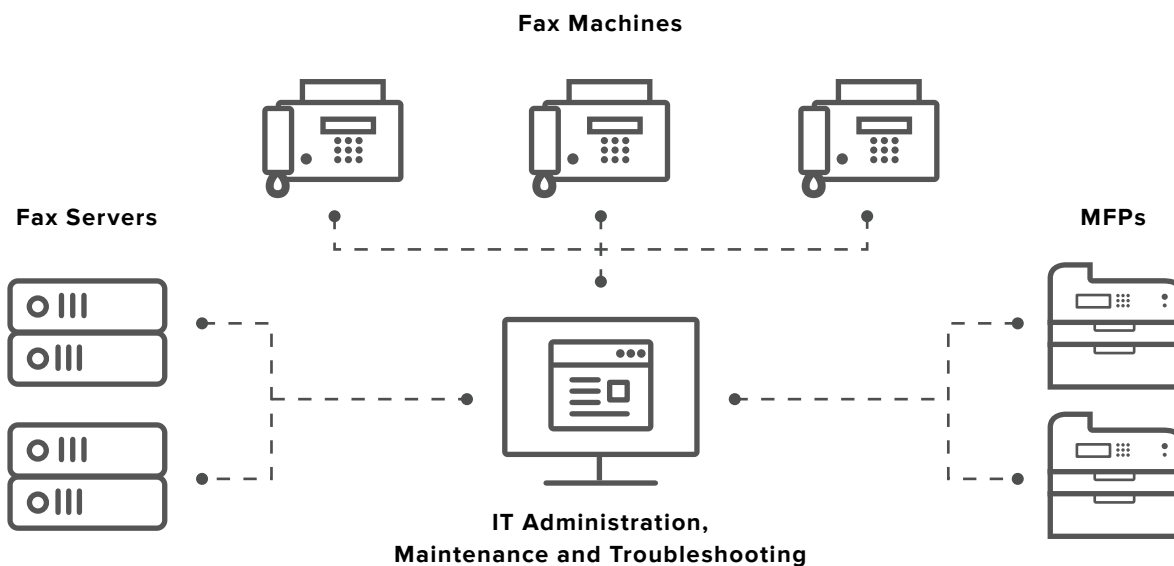
Your Fax Infrastructure Without Cloud Faxing or MFP Integration

With in-house fax hardware (fax machines or fax servers, or both), your business or IT department owns all responsibility for maintaining this aging, legacy hardware. Managing your own onsite fax hardware also places your organization in charge of employee training and technical support — a real drain, because fax machines and servers are notorious for their technical problems.

For desktop fax machines, this responsibility means replacing toner and paper, maintaining telco lines, troubleshooting fax errors.

For fax server maintenance, the hassles can be even more substantial. Your IT team’s responsibilities here include fax-server software updates, patches, and security and hardware upgrades — all of which can require significant time and IT resources to complete, diverting them from forward looking IT projects.

In addition, if not properly maintained with software updates and patches, any server operating system can be vulnerable to crashes and security flaws, another potential distraction to your business.



Snapshot: What You Need for Cloud Fax with MFP Integration

An enterprise-caliber cloud fax service

(one capable of MFP integration, e.g., eFax Corporate)

An MFP that is network-ready

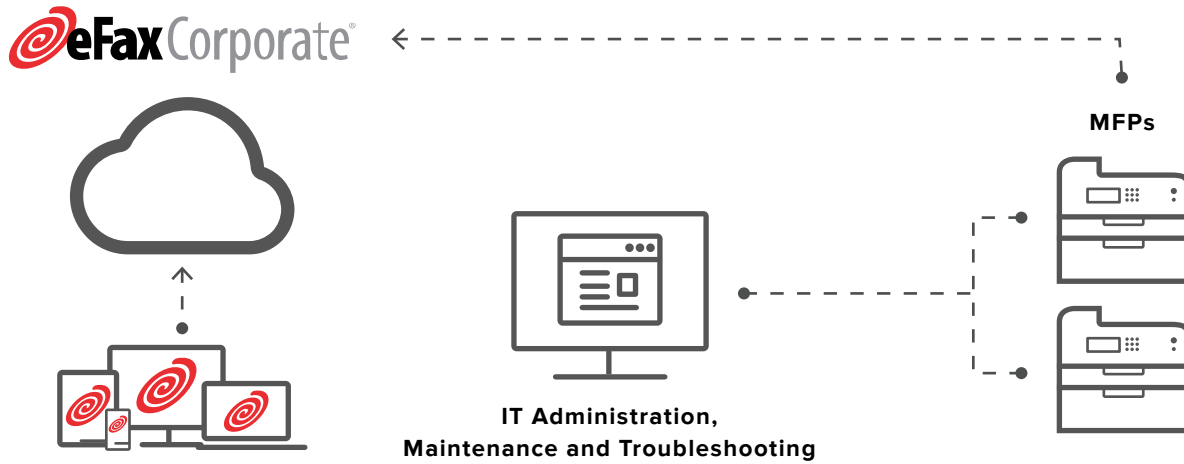
(via Ethernet or WiFi) and supports Integrated Internet Fax Services

An MFP that can send and receive email

(either the MFP’s own assigned email address, or an external email)

Your Fax Infrastructure With Cloud Faxing and the MFP Fax Direct Feature

When you migrate to a cloud fax model, your business can eliminate all of these headaches, and transfer responsibility for fax maintenance and upgrades to a trusted third-party provider. And when you add an MFP-integration feature to your cloud faxing, you add the flexibility of paper-based faxing when needed.



Conclusion: By Integrating eFax Corporate with Your MFPs, You Can Save Money, Streamline Your Fax Processes, and Increase Document Security

In addition to saving money on dedicated fax hardware, software and phone lines, there are several other benefits to integrating your multifunction printers with a cloud fax service from a leader in the industry, such as eFax Corporate. One of the greatest benefits is that your organization can eliminate the dated, error-prone fax infrastructure that can bog down your business and IT staff. You'll also be able to streamline an inefficient business workflow process — sending paper faxes.

What's more, your staff will appreciate the convenience of sending faxes by email, from anywhere, and no longer being tethered to fax machines. And when they do need to send a hardcopy fax — for example, if their recipient requires a “wet ink” signature — your employees will appreciate being able to use any MFP in the office to quickly scan that hardcopy, email it from the MFP, and receive an automated delivery confirmation.

And finally, you'll look like an IT hero — for upgrading your antiquated faxing process to a convenient, simplified, and secure cloud-based model.

Sources:

1. CIO Insight: “The Office Fax Machine is Alive and Well”
<http://www.cioinsight.com/it-strategy/tech-trends/slideshows/the-office-fax-machine-is-alive-and-well>
2. Chicago Tribune, “Faxes Aren't Fading to Black”
http://articles.chicagotribune.com/2012-06-15/business/ct-biz-0607-faxes-20120615_1_fax-machine-internet-servers-medtronic

About eFax Corporate

eFax® is the world's leading online fax solution, with more than 11 million customers worldwide. eFax lets users receive, review, edit, sign, send and store faxes by email or through a web interface. eFax offers plans for individual users and provides corporate solutions. eFax is a brand of the j2 Cloud Connect division of j2 Global®, Inc. and a registered trademark of j2 Cloud Services™, Inc. and j2 Global Holdings Ltd. Learn more at enterprise.efax.com.



©2016 j2 Global, Inc., and affiliates. All rights reserved. eFax is a brand of the j2 Cloud Connect division of j2 Global®, Inc. and a registered trademark of j2 Cloud Services™, Inc. and j2 Global Holdings Ltd.

Worldwide Headquarters

j2 Global, Inc.
6922 Hollywood Blvd.
Hollywood, CA 90028

Contact US Sales (888) 532-9265
email us at: corporatesales@mail.efax.com

enterprise.efax.com

Follow Us

